

Windows XP Firewall Configuration

Application Note

How to Configure a Firewall

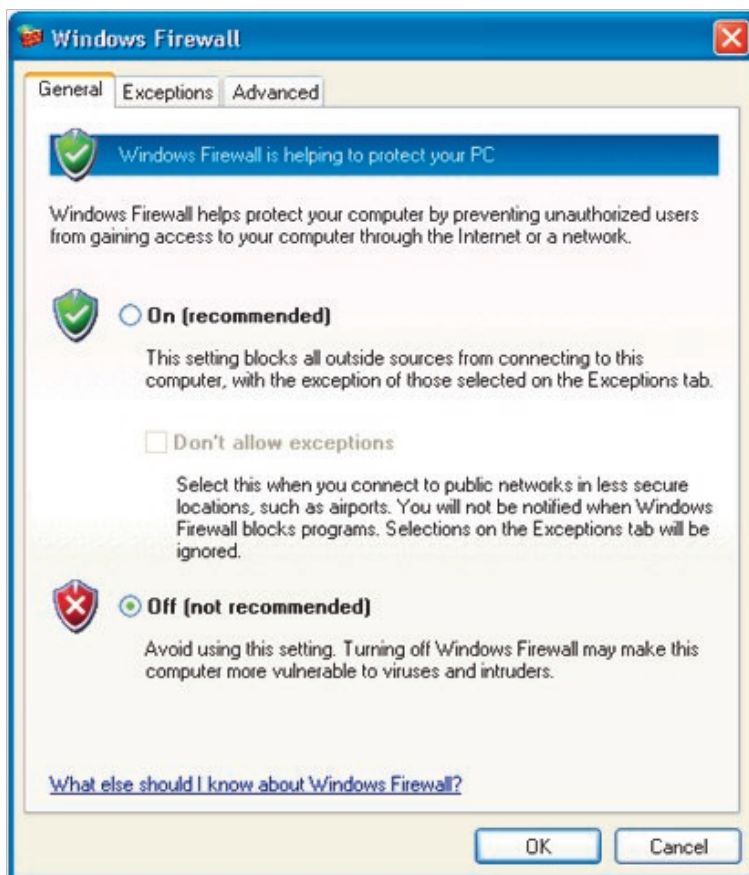
Windows Firewall Configuration

You can either completely disable the Windows firewall or configure the firewall to allow communication with the W-CODE Wavecom Server Control.

Disable the Firewall

To disable the Windows firewall completely, do the following:

- ◆ Open the Windows Firewall configuration tool from the Control Panel
- ◆ Select the Off option and press the OK button



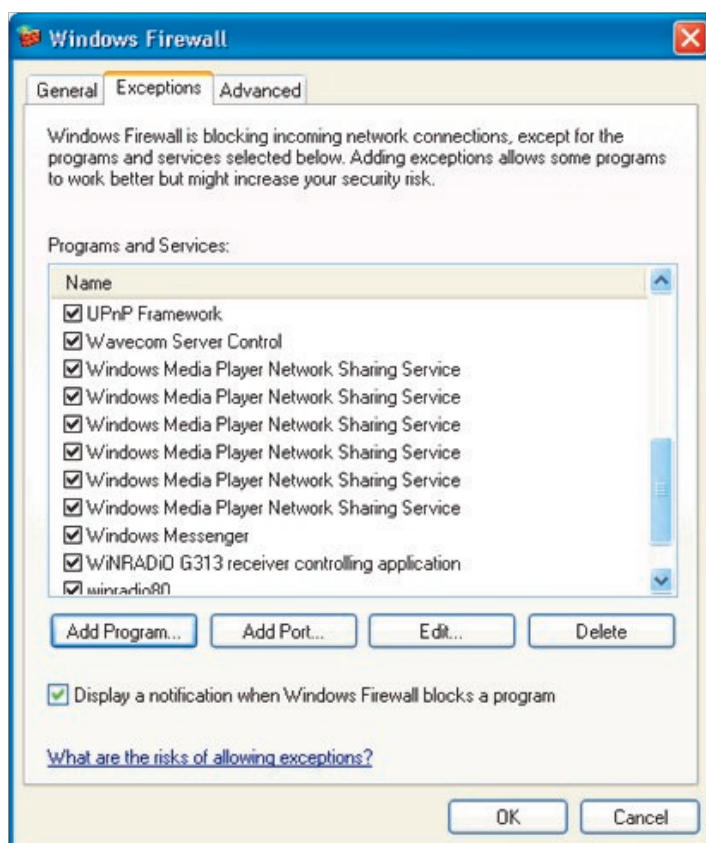
Windows XP Firewall Configuration

Application Note

Allow Program or Service

To configure the Windows firewall to allow communication with the W-CODE Server, do the following

- ◆ Open the Windows Firewall configuration tool from the Control Panel
- ◆ Select the Exceptions tab

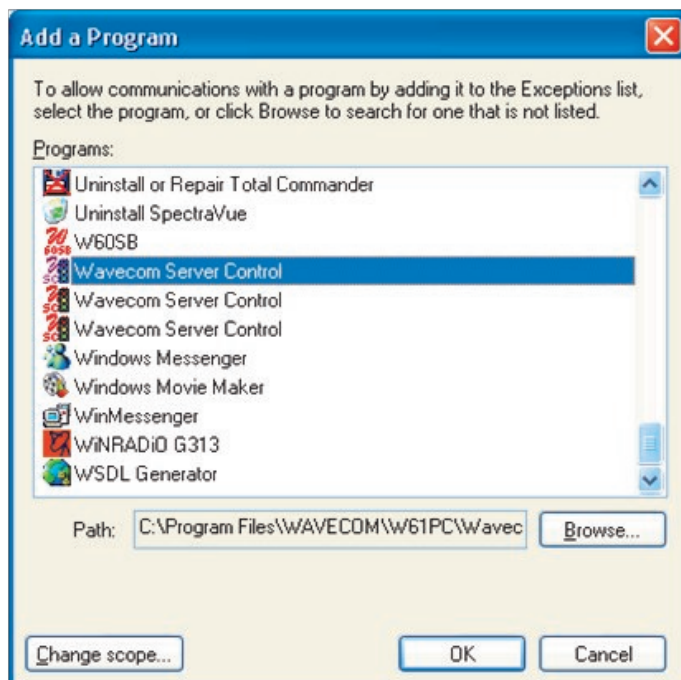


- ◆ Press the Add Program button
- ◆ Press the Browse button
- ◆ Browse to select the WavecomServer.exe file (default location is the C:\Program Files\Wavecom\WXXX folder) and press the Open button

Windows XP Firewall Configuration

Application Note

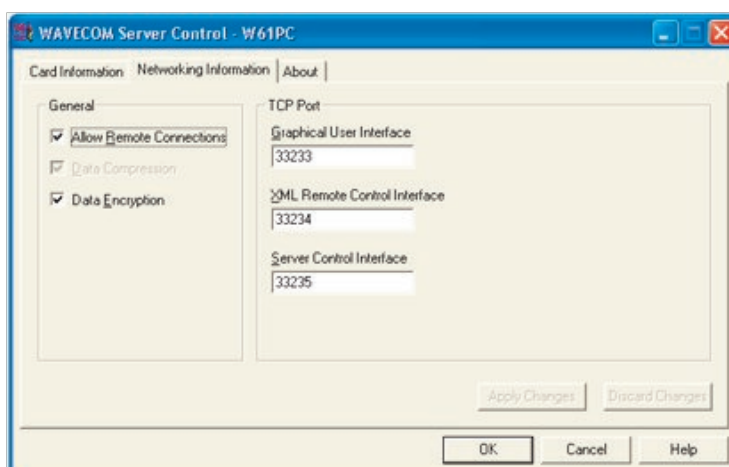
- ◆ Press the OK button to add Wavecom Server Control to the list of exceptions



Add Ports

To configure the Windows firewall to allow communication through some ports to the Wavecom Server Control, do the following

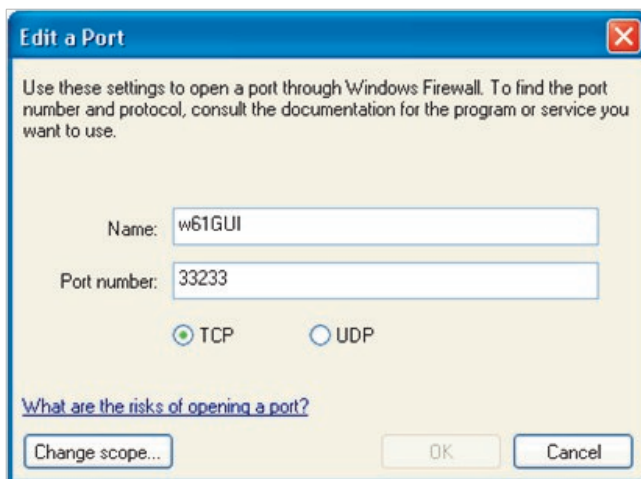
- ◆ Check which ports are enabled on the decoder you wish to communicate with



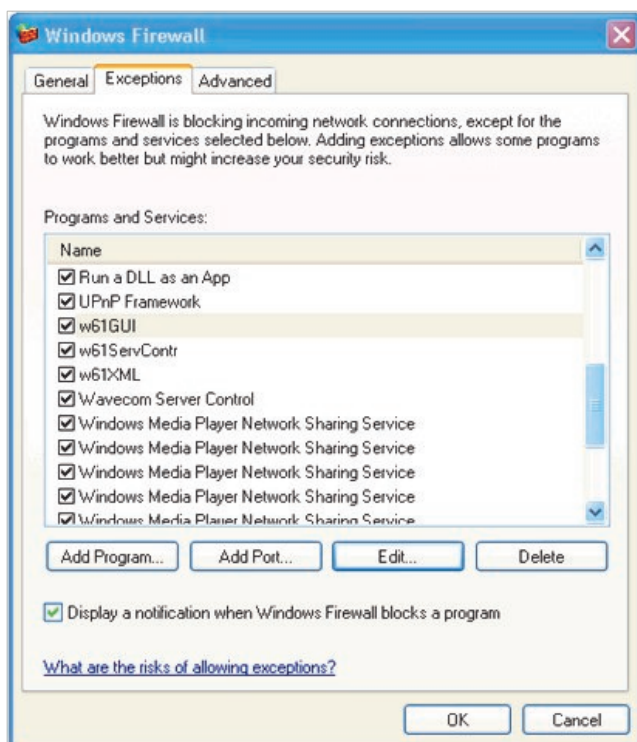
Windows XP Firewall Configuration

Application Note

- ◆ In Windows firewall press the Add a Port button
- ◆ Enter a port name (for example “W-GUI”) and port number 33233 and press the OK button to add this port to the list of exceptions. Do the same for ports 33235 and 33235



- ◆ If required change the scope.



- ◆ Press the OK button to save the Windows firewall settings

Windows XP Firewall Configuration

Application Note

Since more than thirty years Wavecom Elektronik AG has developed, manufactured and distributed high quality devices and software for the decoding and retrieval of information from wireless data communication in all frequency bands. The nature

of the data communication may be arbitrary, but commonly contains text, images and voice. The company is internationally established within this industry and maintains a longstanding, world-wide network of distributors and business partners.

Product Information

Products	http://www.wavecom.ch/product-summary.php
Datasheets	http://www.wavecom.ch/brochures.php
Specifications	http://www.wavecom.ch/product-specifications.php
Documentation	http://www.wavecom.ch/manuals.php
Online help	http://www.wavecom.ch/content/ext/DecoderOnlineHelp/default.htm
Software warranty	One year free releases and bug fixes, update by DVD
Hardware warranty	Two years hardware warranty
Prices	http://www.wavecom.ch/contact-us.php

System Requirements

	<i>Minimum</i>	<i>Recommended</i>
CPU	P4 Dual-Core 2.4 GHz	Core i5 or Core i7 2.8 GHz
Memory	2 GB RAM	4 - 8 GB RAM
OS	Windows XP	Windows 7 32-bit or Windows 7 64-bit

Distributors and Regional Contacts

You will find a list of distributors and regional contacts at <http://www.wavecom.ch/distributors.php>